

MB1S THRU MB10S

GLASS PASSIVATED SINGLE-PHASE BRIDGE RECTIFIER

VOLTAGE 100 to 1000Volts **CURRENT** 0.8Amperes

FEATURES

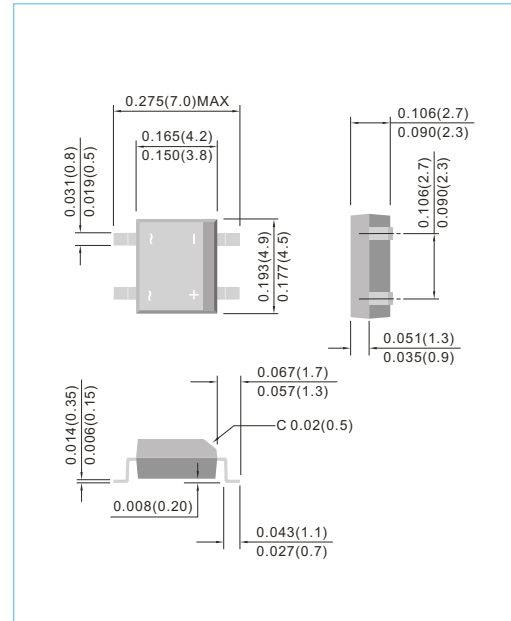
- Plastic material used carries Underwriters Laboratory recognition 94V-0
- Low leakage
- Surge overload rating-- 30 amperes peak
- Ideal for printed circuit board
- Exceeds environmental standards of MIL-S-19500

MECHANICAL DATA

- Case: Reliable low cost construction utilizing molded plastic technique results in
- inexpensive product
- Terminals: Lead solderable per MIL-STD-750, Method 2026
- Polarity: Polarity symbols molded or marking on body
- Mounting Position: Any
- Weight: 0.0044 ounce, 0.1268 gram

MB-S

Unit : inch(mm)



MAXIMUM RATINGS AND ELECTRICAL CHARACTERISTICS

Maximum Ratings&Electrical Characteristics Ratings at 25°C ambient temperature unless otherwise specified

	SYMBOLS	MB1S	MB2S	MB4S	MB6S	MB8S	MB10S	UNITS	
最大可重复峰值反向电压 Maximum repetitive peak reverse voltage	VRRM	100	200	400	600	800	1000	Volts	
最大均方根电压 Maximum RMS voltage	VRMS	70	140	280	420	560	700	Volts	
最大直流阻断电压 Maximum DC blocking voltage	VDC	100	200	400	600	800	1000	Volts	
最大正向平均整流电流 Maximum average forward output rectified	I(AV)	0.8							Amps
正向峰值浪涌电流 8.3ms 单一正弦半波 Peak forward surge current 8.3ms single half sine-wave	IFSM	50							Amps
最大正向电压降 Maximum forward voltage	VF	1.0							Volts
最大反向漏电流 Maximum reverse voltage	IR	5.0 100							μ A
典型结电容 Type junction capacitance VR=4.0V f=1.0MHz	CJ	13							pF
工作温度和存储温度 Operating junction and storage temperature range	TJ.TSTG	-55 to + 150							°C

MB1S THRU MB10S

RATING AND CHARACTERISTIC CUTPUT

FIG.1 MAXIMUM FORWARD CURRENT DERATING CURVE

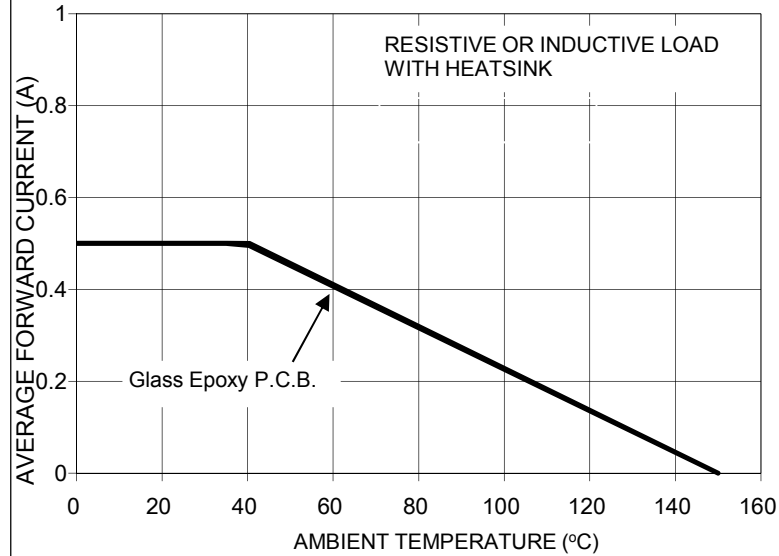


FIG. 2 TYPICAL REVERSE CHARACTERISTICS PER LEG

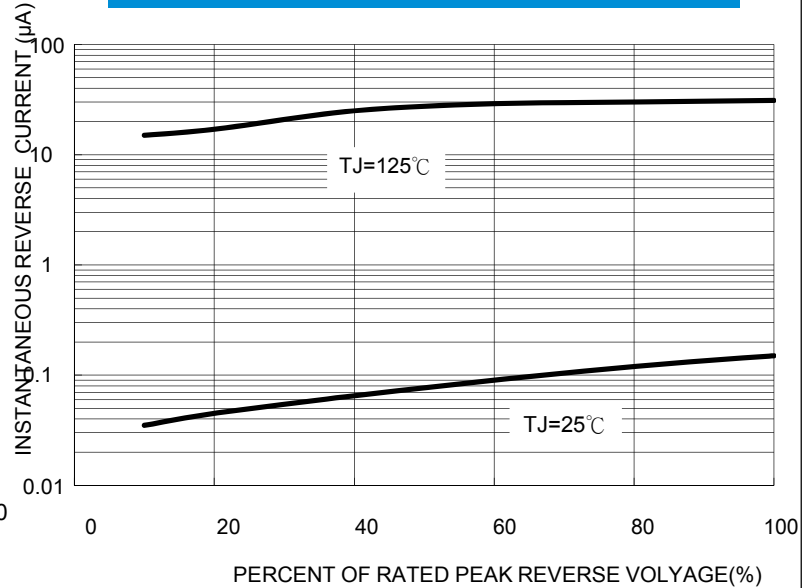


FIG. 3 MAXIMUM NON-REPETITIVE FORWARD SURGE CURRENT PER LEG

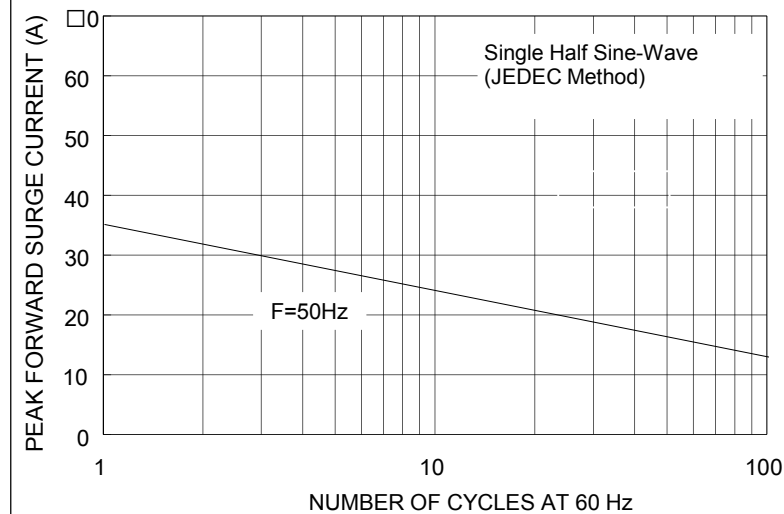


FIG. 4 TYPICAL FORWARD CHARACTERISTICS PER LEG

